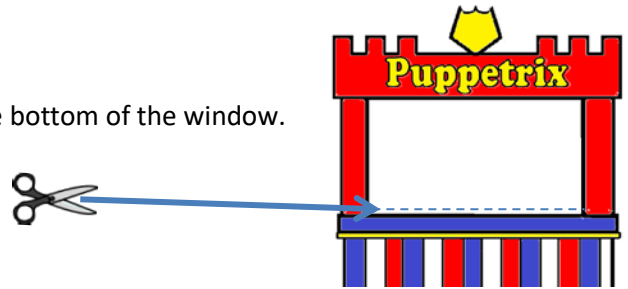


# Make your own stick puppet theatre!


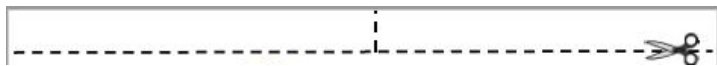
1 Print either the coloured or black & white version on card.  
If using the black & white version, colour it as you wish!




2 Cut out the theatre and characters. Cut a slot along the bottom of the window.



3 Cut the four strips from the top and bottom of the page. Fold each strip along its length and secure with sticky tape. Stick a strip to the back of each character.



4 Push characters up through the slot from behind the theatre and use the strip to move them about!



5 Try different voices and make up your own stories! You can make your own puppets and backgrounds too! Have fun!!





# Puppetrix





# Puppetrix

